QD MAGISTROLAB

2705

Tabella di portata

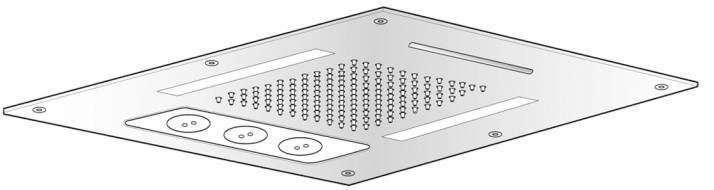

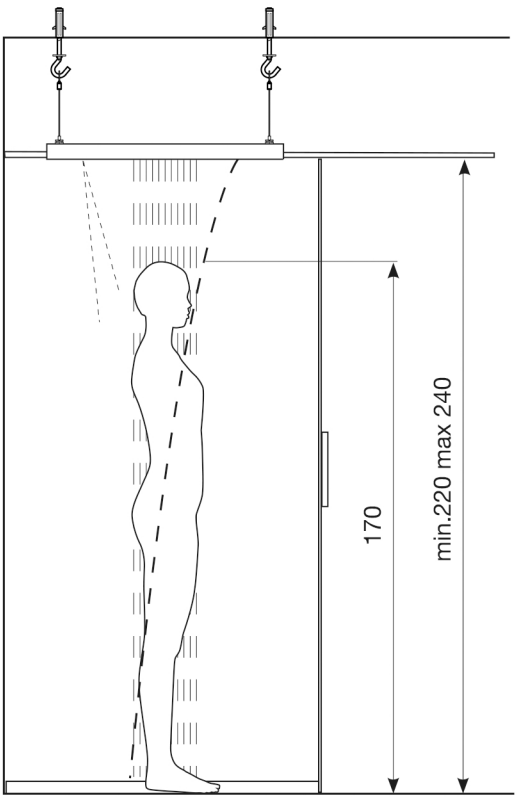

FALL

IT	Portata l/m cascata
GB	l/m waterfall flow
FR	Débit l/m cascade
DE	l/m Wasserfallfluss
ES	Caudal l/m cascada

RAIN

IT	Portata l/min. pioggia
GB	l/min. rain flow
FR	Débit l/min. pluie
DE	l/min. Regenfluss
ES	Caudal l/min. lluvia

SPIN

IT	Portata l/m getto rotante
GB	L/m spin flow
FR	Débit l/m tournoiement
DE	L/m Drehfluss
ES	Caudal l/m flujo rotatorio

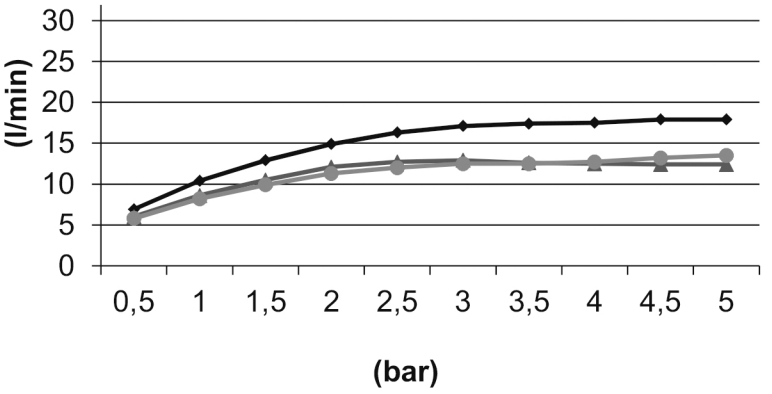

MIN	1 Bar
MAX	5 Bar
BEST	**3 Bar**
MAX	70° C
BEST	**38°/40° C**

	RAIN	FALL	SPIN
Minimun Lt./min.	**8**	**12**	**8**

Tabella di Portata (Litri/min)

	Pressione Dinamica (bar) / Portata (Litri/min)									
Bar	*0,5*	*1*	*1,5*	*2*	*2,5*	*3*	*3,5*	*4*	*4,5*	*5*
FALL	***6,9***	***10,4***	***12,9***	***14,9***	***16,3***	***17,1***	***17,4***	***17,5***	***17,9***	***17,9***
RAIN	**6**	**8,6**	**10,5**	**12,1**	**12,7**	**12,9**	**12,6**	**12,5**	**12,4**	**12,4**
SPIN	**5,8**	**8,2**	**9,9**	**11,3**	**12**	**12,5**	**12,5**	**12,7**	**13,2**	**13,5**