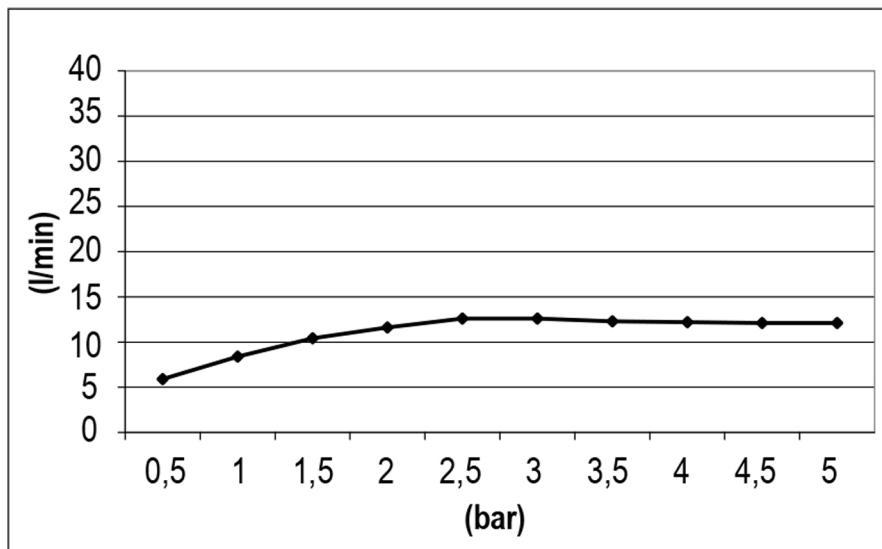
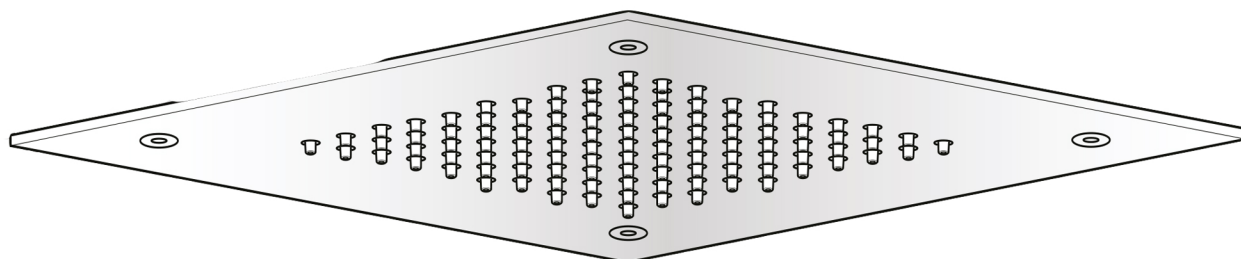


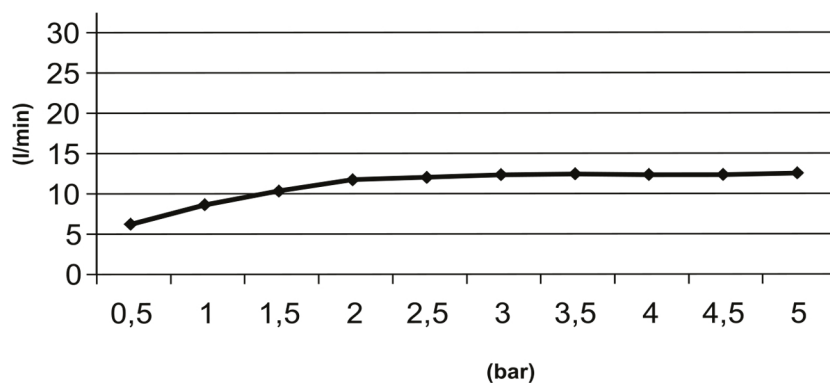


## Flowrate






- IT** | Portata l/min. pioggia
- GB** | l/min. rain flow
- FR** | Débit l/min. pluie
- DE** | l/min. Regenfluss
- ES** | Caudal l/min. lluvia



	MIN	1 Bar
	MAX	5 Bar
	<b>BEST</b>	<b>3 Bar</b>
	MAX	70° C
	<b>BEST</b>	<b>38°/40° C</b>

Tabella di Portata (Litri/min)										
	Pressione Dinamica (bar) / Portata (Litri/min)									
Bar	0,5	1	1,5	2	2,5	3	3,5	4	4,5	5
	6,5	8,9	10,6	12	12,3	12,6	12,7	12,6	12,6	12,8



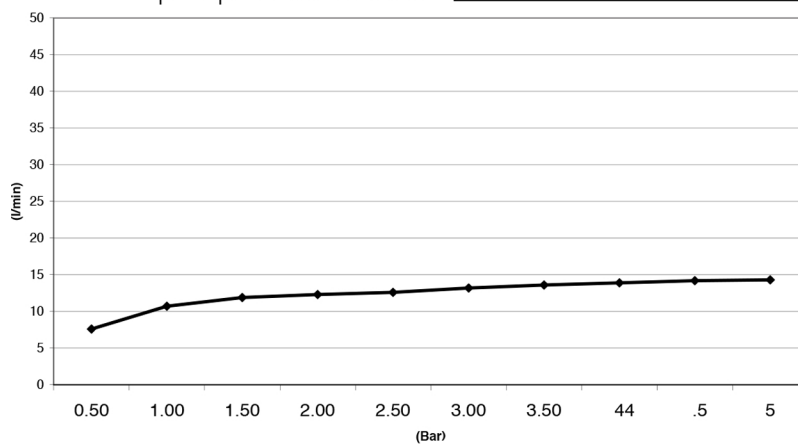
- ◆— | **IT** | Portata l/min. pioggia
- ◆— | **GB** | l/min. rain flow
- ◆— | **FR** | Débit l/min. pluie
- ◆— | **DE** | l/min. Regenfluss
- ◆— | **ES** | Caudal l/min. lluvia




MIN 1 Bar  
MAX 5 Bar  
**BEST 3 Bar**



MAX 70° C  
**BEST 38°/40° C**



Pressione Dinamica (bar) / Portata (Litri/min)	
Bar	0,50   1,00   1,50   2,00   2,50   3,00   3,50   4   4,5   5
—◆—	7,6   10,7   11,9   12,3   12,6   13,2   13,6   13,9   14,2   14,3



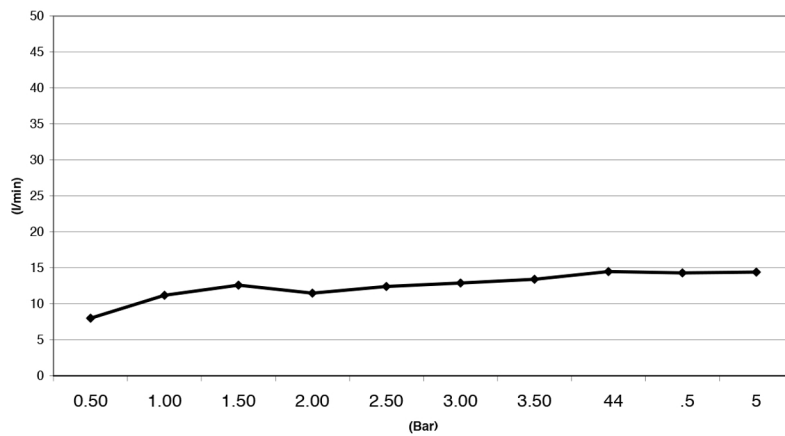
- IT** | Portata l/min. pioggia
- GB** | l/min. rain flow
- FR** | Débit l/min. pluie
- DE** | l/min. Regenfluss
- ES** | Caudal l/min. lluvia



MIN 1 Bar  
MAX 5 Bar  
**BEST 3 Bar**



MAX 70° C  
**BEST 38°/40° C**



	Pressione Dinamica (bar) / Portata (Litri/min)									
Bar	0,50	1,00	1,50	2,00	2,50	3,00	3,50	4	4,5	5
—◆—	8	11,2	12,6	11,5	12,4	12,9	13,4	14,5	14,3	14,4